



District Report Card: 2017


State: Assam	District: Udalguri
Class: 8	Subject: Science
Schools: 43	Students: 940


Participation/Coverage


Students

GENDER 	Boys		Girls	
	Number	%	Number	%
	461	49.04	479	50.96

AREA 	Rural		Urban	
	Number	%	Number	%
	856	91.06	84	8.94

CATEGORY 	SC		ST		OBC		GEN	
	Number	%	Number	%	Number	%	Number	%
	65	6.91	264	28.09	389	41.38	222	23.62

CWSN 	LD	VI	HI	S&LD	ID	Oth
	1	3	3	0	0	3

Management 	Government		Government-aided	
	Number	%	Number	%
	838	89.15	102	10.85

Average Performance of Students in Science (%)

Overall	Gender		Area		Management		Social Group			
	Male	Female	Rural	Urban	Govt.	Aided	SC	ST	OBC	GEN
44.87	45.47	44.30	44.87	44.92	43.60	55.29	43.69	42.58	48.07	42.34

Performance on Learning Outcomes (LOs)

Learning Outcomes	Description	Average Performance(%)
SCI703	Classifies materials and organisms based on properties/characteristics	41.62
SCI704	Conducts simple investigation to seek answers to queries	34.70
SCI705	Relates processes and phenomenon with causes	38.10
SCI708	Measures and calculates e.g., temperature; pulse rate; speed of moving objects; time period of a simple pendulum, etc.	47.45
SCI710	Plots and interprets graphs	39.53
SCI711	Constructs models using materials from surroundings and explains their working	34.19
SCI801	Differentiates materials, organism and processes	58.74
SCI804	Relates processes and phenomenon with causes	47.01
SCI805	Explains processes and phenomenon	35.76
SCI807	Measures angles of incidence and reflection, etc.	52.87
SCI811	Applies learning of scientific concepts in day-to-day life	46.31
SCI813	Makes efforts to protect environment	53.94

Range of Performance of Students who Answered Correctly							
Below 30%		30% - 50%		50% - 75%		Above 75%	
Number	%	Number	%	Number	%	Number	%
262	27.87	327	34.79	274	29.15	77	8.19

Lowest Performing Learning Outcomes (LOs)

- 1 - Constructs models using materials from surroundings and explains their working (34.19)
- 2 - Conducts simple investigation to seek answers to queries (34.70)
- 3 - Explains processes and phenomenon (35.76)
- 4 - Relates processes and phenomenon with causes (38.10)
- 5 - Plots and interprets graphs (39.53)